

Ninety percent or more of guardians want to let their children “acquire various capabilities.”

When we asked guardians about their opinion for new trend in education, in all school stages, about 80–90% (which is the percentage of “very true” plus “almost true” responses) of the guardians answered that they wanted to let their children acquire “various capabilities other than knowledge” or “practical English.” The percentage of the answer option “this holds true” for “I let my child acquire qualifications or take tests for certification considered to be useful for an entrance exam” tends to increase in higher school stages. Meanwhile, guardians who answered “I’m unsure about how I cope with change in education” accounted for nearly 60%.

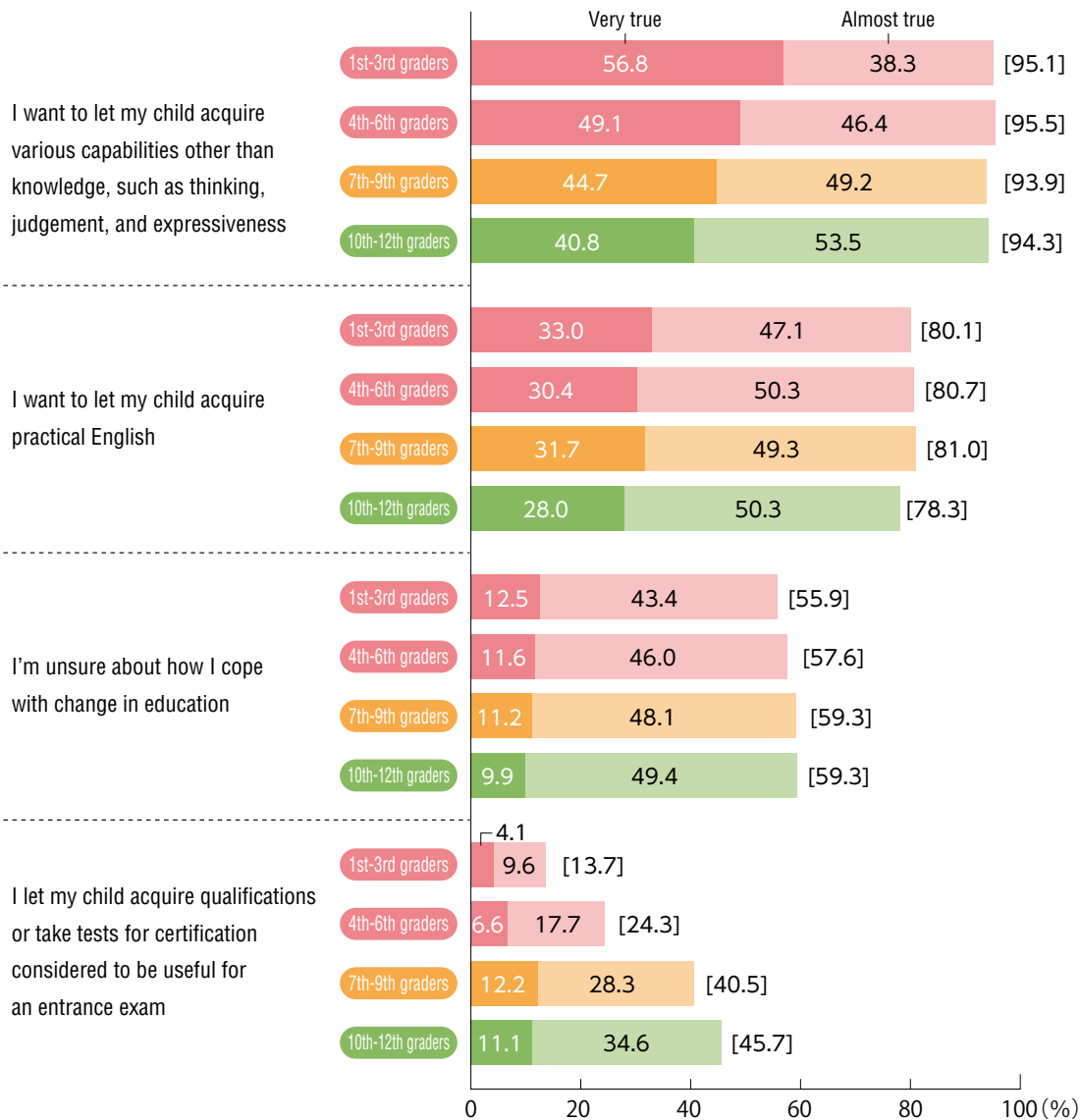


How much do the followings hold true for education for your child?

Child 2018

Figure 4-1 Guardians' attitude towards change in education

(by school stage)



Note: Figures within [] indicate the percentage of “very true” plus “almost true.”

Guardians who have children with low achievement tend to be unsure about change in education.

When looking at the results of “I’m unsure about how I cope with change in education” by school stage and by grades, guardians who have children with lower achievement tend to have higher percentage of “this holds true” (Figure 4-2). Table 4-1 indicates that of guardians who have 10th-12th graders, those who have low- or middle-grade 10th graders are most unsure about how to cope with change in education.

Q How much do the followings hold true for education for your child?

Guardian 2018 Figure 4-2 “I’m unsure about how I cope with change in education” (by school stage, by achievement level)

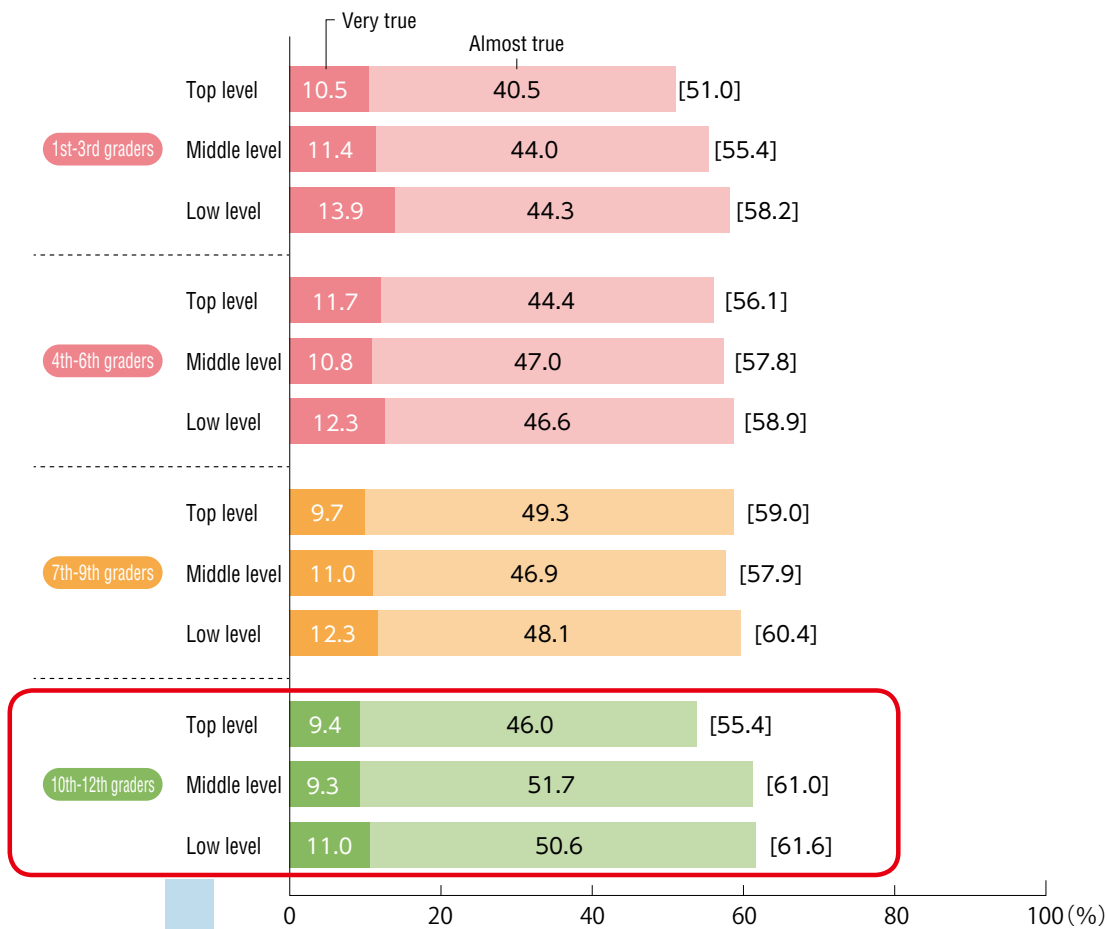


Table 4-1 Classified according to school grades and achievement level (10th-12th graders)

	Total	Top level	Middle level	Low level
10th graders	64.6	59.5	67.5	68.4
11th graders	60.0	56.3	58.5	61.4
12th graders	53.2	50.0	57.0	52.9

Note 1: In Figure 4-2, figures within [] indicate the percentage of “very true” plus “almost true.”

Note 2: The percentages represent the proportion of “very true” plus “almost true” (Table 4-1).

Note 3: The data of achievement level is based on answers reported by guardians. In the case of 4th-12th graders, we calculated a total score by giving scores to answers on a scale of 1-5 from top to bottom and then divided all total scores into three groups of “top,” “middle” and “low” levels so that the number of samples for each school stage should be the same among three groups (in the case of 1st-3rd graders, we obtained a total score from answers that were given scores on a scale of 1-5 for “math” and “Japanese.”)

(2) Guardian's awareness of education reform

The higher the school stage, the higher the awareness of education reform

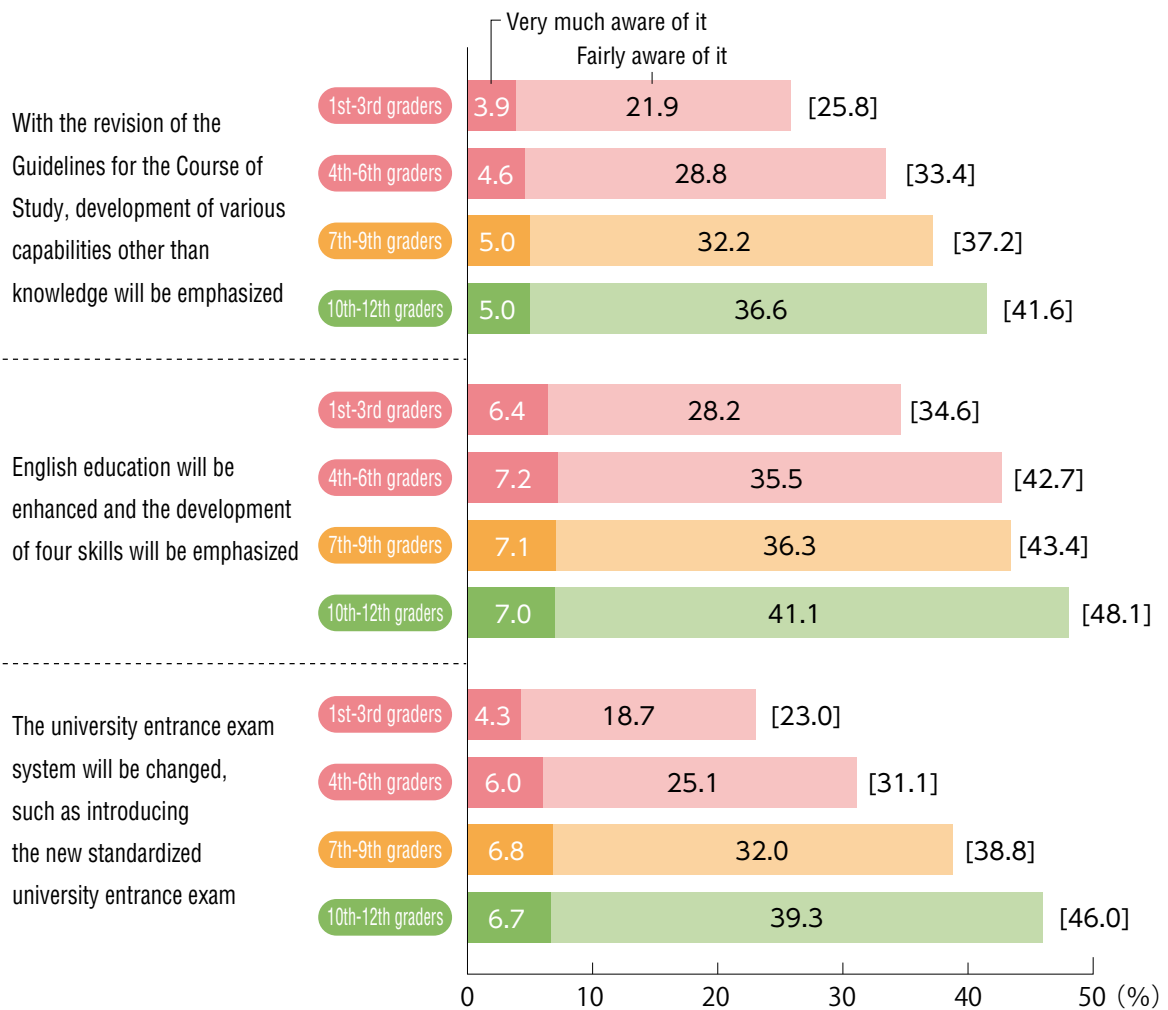
Among three statements asked regarding the awareness of education reform, "enhancement of English education, emphasis on developing four skills" showed higher percentage of the answer choice "aware of it" (which includes "very much aware of it" and "fairly aware of it") compared to other two statements in all school stages. Meanwhile, the statement that showed the most significant tendency to increase in awareness as the school stage advances was "change in the university entrance exam system" among the three statements. All three statements, however, showed low percentages of those who answered "very much aware of it" (less than 10%) in all school stages.



How much are you aware of matters relating to education reform or university entrance exam?

Guardian 2018

Figure 4-3 Guardian's awareness of education reform (by school stage)



Note: Figures within [] indicate the percentage of "very much aware of it" plus "fairly aware of it."

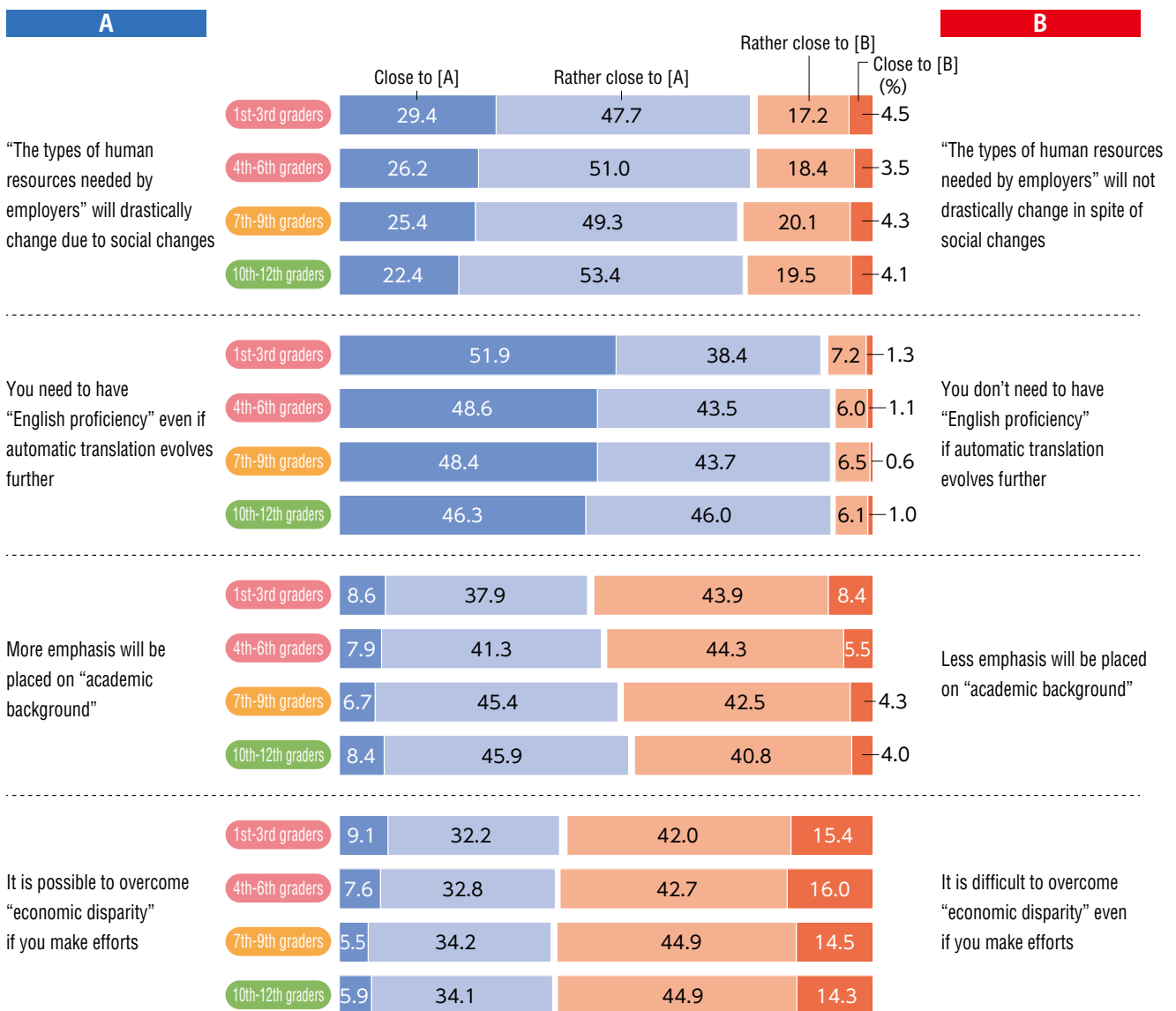
(3) Views on the future Japanese society

Guardians who think “you need to have English proficiency even if automatic translation evolves further” accounted for more than 90%.

Guardians who think “the types of human resources needed by employers’ will drastically change due to social changes” accounted for 70–80% in all school stages. When asked about their opinions on “academic background,” the respondents indicated two different opinions, “more emphasis will be placed” and “less emphasis will be placed,” in almost the same percentage. As the school stage advances, more guardians tend to choose “more emphasis will be placed.” And, guardians who answered “it is difficult to overcome ‘economic disparity’ even if you make efforts” accounted for nearly 60%.

Q Among two opposite opinions on the future Japanese society (A and B), which opinion is close to your idea? Circle the number you chose.

Guardian 2018 Figure 4-4 Views on the future Japanese society (by school stage)



Note: Percentages do not add up to 100% because “no answer/unknown” are not displayed on the charts.