

Outline of this Survey

● Purpose

To understand the impact of COVID-19 on families with preschool/elementary school children, including changes in their living conditions and home environment.

● Survey method

Internet survey

● Target areas

Nationwide

● Period

Between May 22 and 24, 2020

● Participants

2,266 mothers with children, from one-year-old (born in 2018) to sixth grade.

Number of preschool children (Total: 1,030)					Number of elementary school children (Total: 1,236)					
1-year-old	2-year-old	3-year-old	4-year-old	5-year-old	1st grader	2nd grader	3rd grader	4th grader	5th grader	6th grader
206	206	206	206	206	206	206	206	206	206	206

● Survey items

Children's living conditions and behavior; mothers' anxieties and worries about childrearing; childrearing awareness and practices; prospects for childrearing and education, etc.

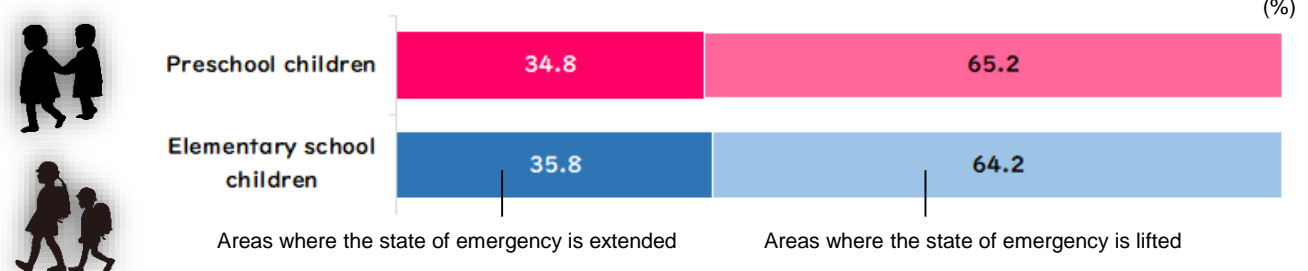
■ Notes:

- 1) In this report, children from first to third grade of elementary school are referred to as "lower graders," and those from fourth to sixth grade as "higher graders."
- 2) The term "at present" used in the questionnaires means the time of late May 2020 when this survey was conducted. We compare these answers with those at the time of January 2020 to identify any changes before and after the outbreak of the COVID-19 pandemic.
- 3) The term "COVID-19" used in this report means the disease caused by SARS-CoV-2.
- 4) The number of samples is omitted from certain charts where a 100% valid response rate is achieved for both groups of preschool children (1,030) and elementary school children (1,236).
- 5) All figures in percentage (%) on the charts are calculated by rounding to one decimal place; therefore, there may be cases where the total of these figures do not add up to 100.0.

Basic Attributes

(1) Target areas

Target areas are those areas under the State of Emergency as of May 2020 when this survey was conducted (for each category of preschool/elementary school children).



* We obtained answers from the participants living in the areas under the state of emergency at the time of implementing this survey, namely, Hokkaido, Saitama Prefecture, Chiba Prefecture, Tokyo, and Kanagawa Prefecture.

(2) Attributes of children

Gender, total number of siblings, birth order (for each category of preschool/elementary school children)

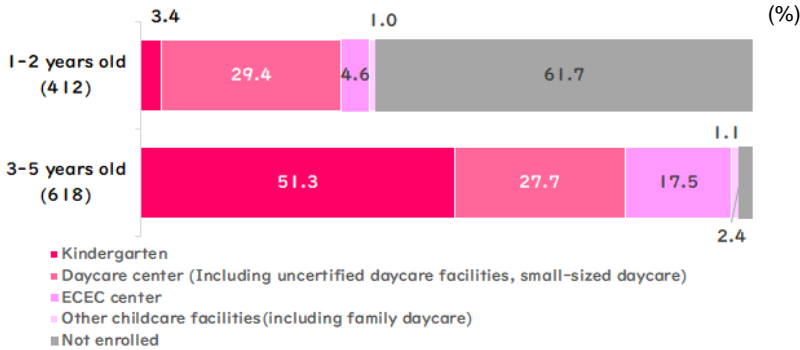
	Gender		Total number of siblings				Birth order (%)			
	Boy	Girl	One	Two	Three	Four or more	First	Second	Third	Fourth or thereafter
Preschool children	49.9	50.1	54.5	37.3	7.5	0.8	71.6	24.4	4.0	0.1
Elementary school children	50.5	49.5	31.2	48.0	17.5	3.3	55.3	34.4	9.7	0.6

* The term "Four or more" in the column of "Total number of siblings" indicates "Four + Five or more," while the term "Fourth or thereafter" in the column of "Birth order" indicates "Fourth + Fifth or thereafter."

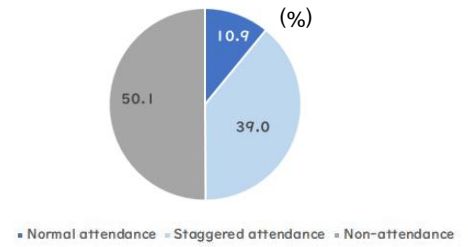
Basic Attributes

(2) Attributes of Children

Enrollment status (1-2 years old and 3-5 years old)

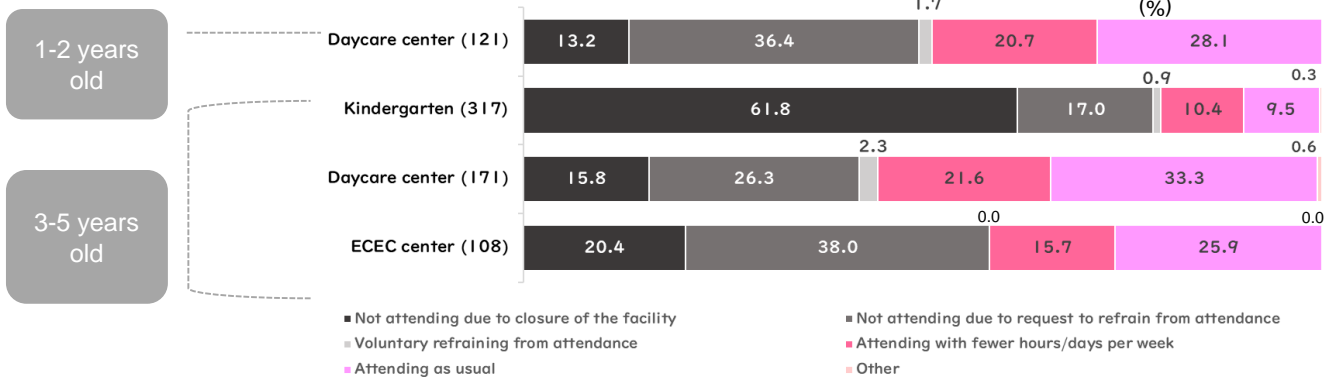


Attendance status (elementary school children)



* In this survey, the participants were asked whether their child attended school normally (i.e., "Normal attendance"), or in staggered shifts (i.e., "Staggered attendance"), or did not attend school (i.e., "Non-attendance").

Attendance status (1-2 years old and 3-5 years old)



Note: The data of "Other kindergarten/facilities (including family childcare)" is omitted from the above chart due to an immaterial number of preschool children.

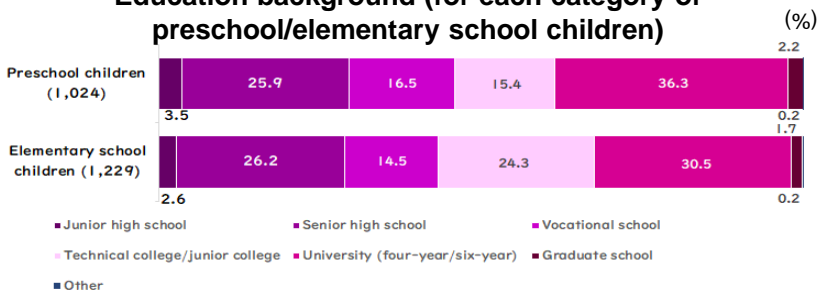
(3) Attributes of mothers

Working status (for each category of preschool/elementary school children)



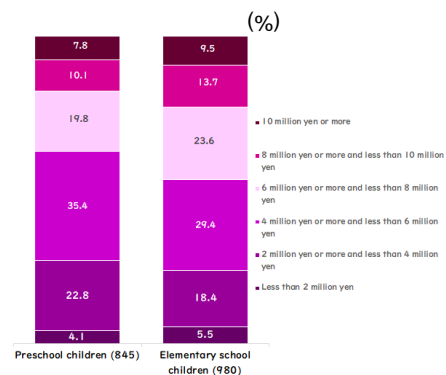
* The number of "Full-time/contracted/temporary employee" is a total of "Full-time employee (excluding those on leave)," "Contracted employee (excluding those on leave)," and "Dispatched employee (excluding those on leave)." The number of "Other" is a total of "Those on leave due to COVID-19" and "Other."

Education background (for each category of preschool/elementary school children)



* The option "I don't want to answer" is outside the scope of analysis.

Household income (for each category of preschool/elementary school children)



* The options "I don't know" and "I don't want to answer" are outside the scope of analysis.